

Conica Colour Chart

Get creative with custom precision blends for your unique project needs

EPDM Granules

Beige / Hāurakaho
RAL 1002



Lemon Yellow / Kōwhai Rēmana
RAL 1012



Ivory / Rei
RAL 1014



Light Ivory / Reitea
RAL 1015



Orange / Karaka
RAL 2008



Coral Red / Whero Kāoa
RAL 3016



Rose / Rōhi
RAL 3017




Violet / Waireti
RAL 4003



Purple / Waiporoporo
RAL 4005



Gentian Blue / Ōrangiporo
RAL 5010




Light Blue / Ōrangitea
RAL 5012



Sky Blue / Ōrangi
RAL 5015



Reseda Green / Kārikikaho
RAL 6011




May Green / Kāriki Haratua
RAL 6017




Pure Green / Kāriki Horomata
RAL 6037



Pale Green / Kārikitea
RAL 6021




Moss Green / Kāriki Pūkohu
RAL 6005



Iron Grey / Hina Rino
RAL 7011



Dusty Grey / Hina Puehu
RAL 7037



Agate Grey / Hina Tāriki
RAL 7038



Brown / Hāura
RAL 8024



Light Brown / Hāuratea
RAL 8025



Signal Black / Pango Tāhina
RAL 9004



Pure White / Mā Horomata
RAL 9010



Colour Coated Rubber Mulch

Forest Green



Spring Green



Earth Brown



Acorn Brown



Mahogany Red



Harvest Beige

